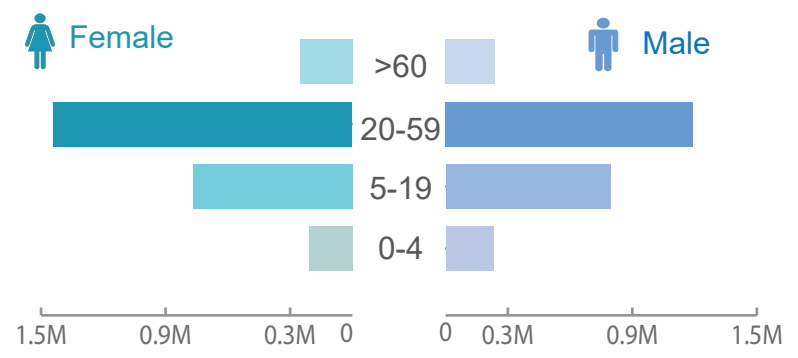
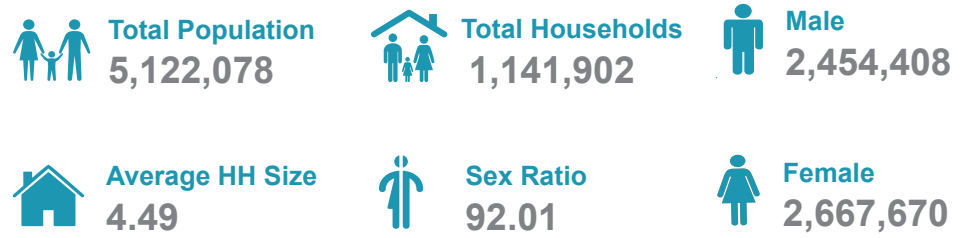
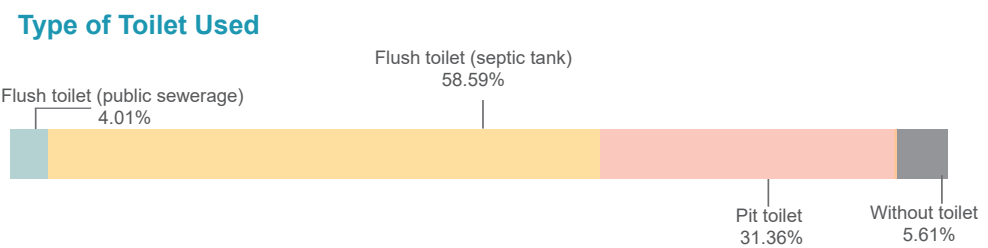
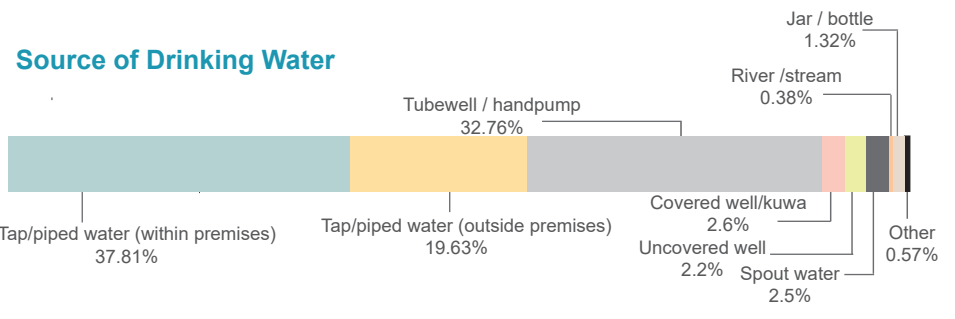


as of census 2021

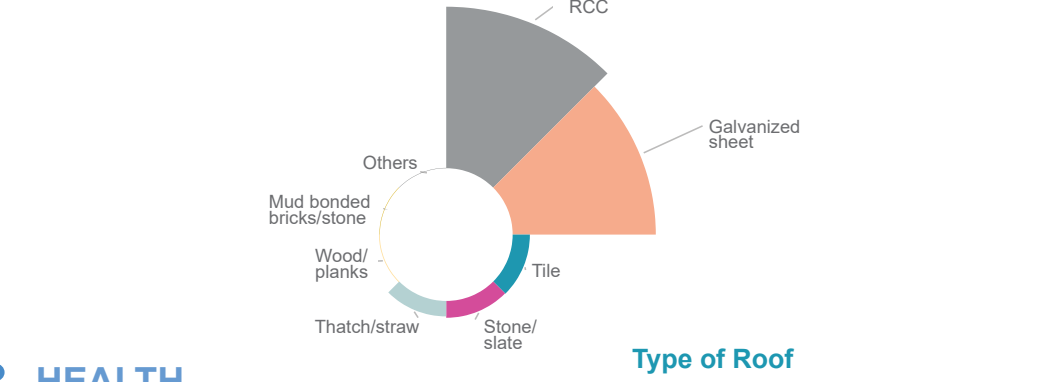
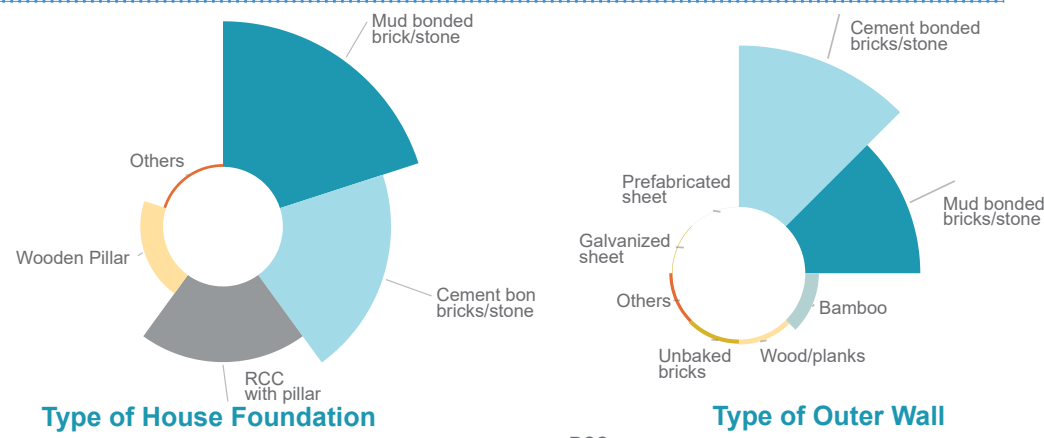
POPULATION



WATER AND SANITATION



SHELTER



HEALTH




Sources
National Statistics Office, Census 2021 : Population, WASH and Shelter Health : HMIS 2020/21


EDUCATION

Type of school	 4,298 Community Schools	 1,189 Institutional Schools
----------------	---	---

 Total number of Teachers (Primary)	25,174	9,925
---	---------------	--------------

 Total number of Teachers (Secondary)	4,799	3,591
---	--------------	--------------

 Total number of Students (Primary)	721,238	259,521
---	----------------	----------------

 Total number of Students (Secondary)	254,003	63,255
---	----------------	---------------

 Literacy Rate %	 85.59%	 72.31%
---	---	---

VULNERABLE GROUPS

 WRA	28%	<i>Women of reproductive age (WRA) Estimated based on Census per total female population</i>
---	------------	--

 Expected Pregnancy	02%	<i>Estimated based HMIS projection 2020/21</i>
--	------------	--

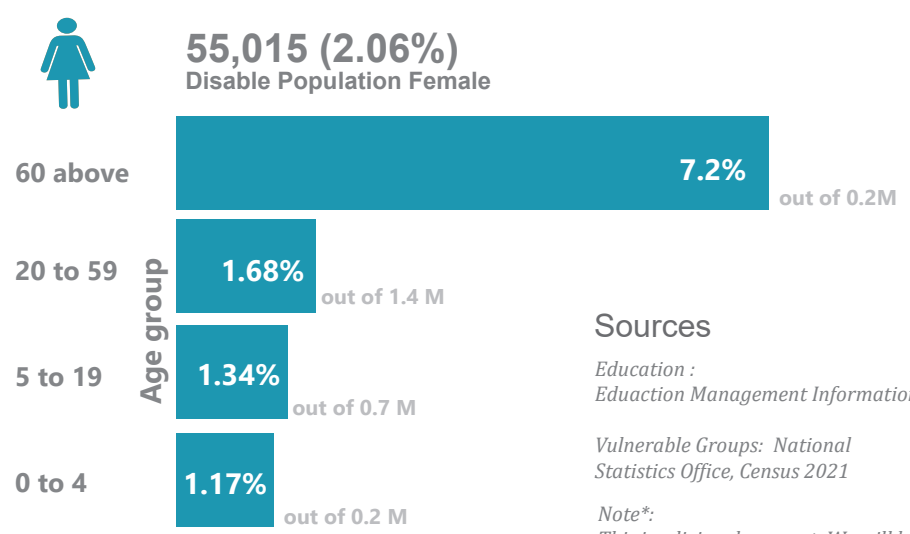
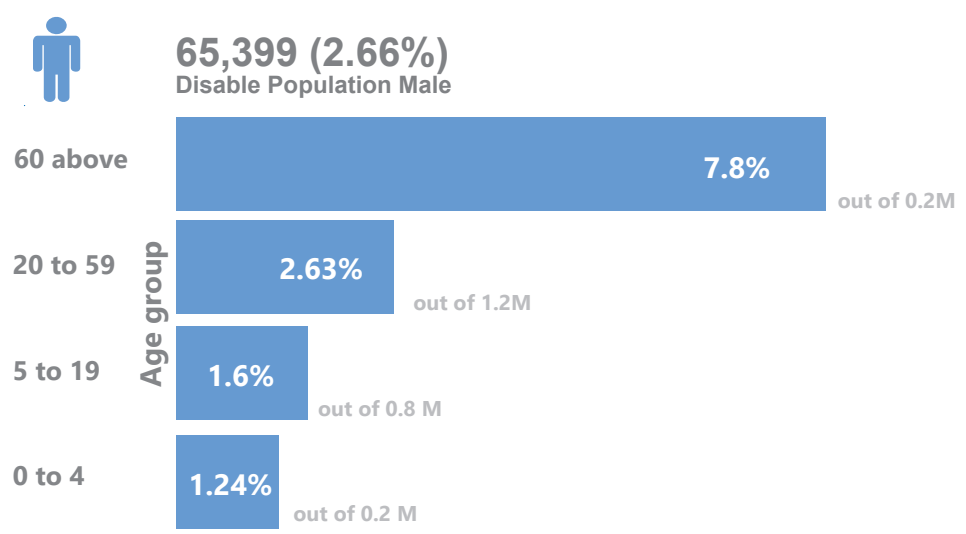
 Expected live births	02%	<i>Estimated based HMIS projection 2020/21</i>
--	------------	--

Icons : <https://thenounproject.com/>

VULNERABLE GROUPS

 Elderly	 9.7%	 9.4%
--	---	---

Person with Disabilities by gender and age group



Sources

Education : Eduaction Management Information System 2021/22

Vulnerable Groups: National Statistics Office, Census 2021

Note*: This is a living document. We will be continuously editing and updating with revisions.