

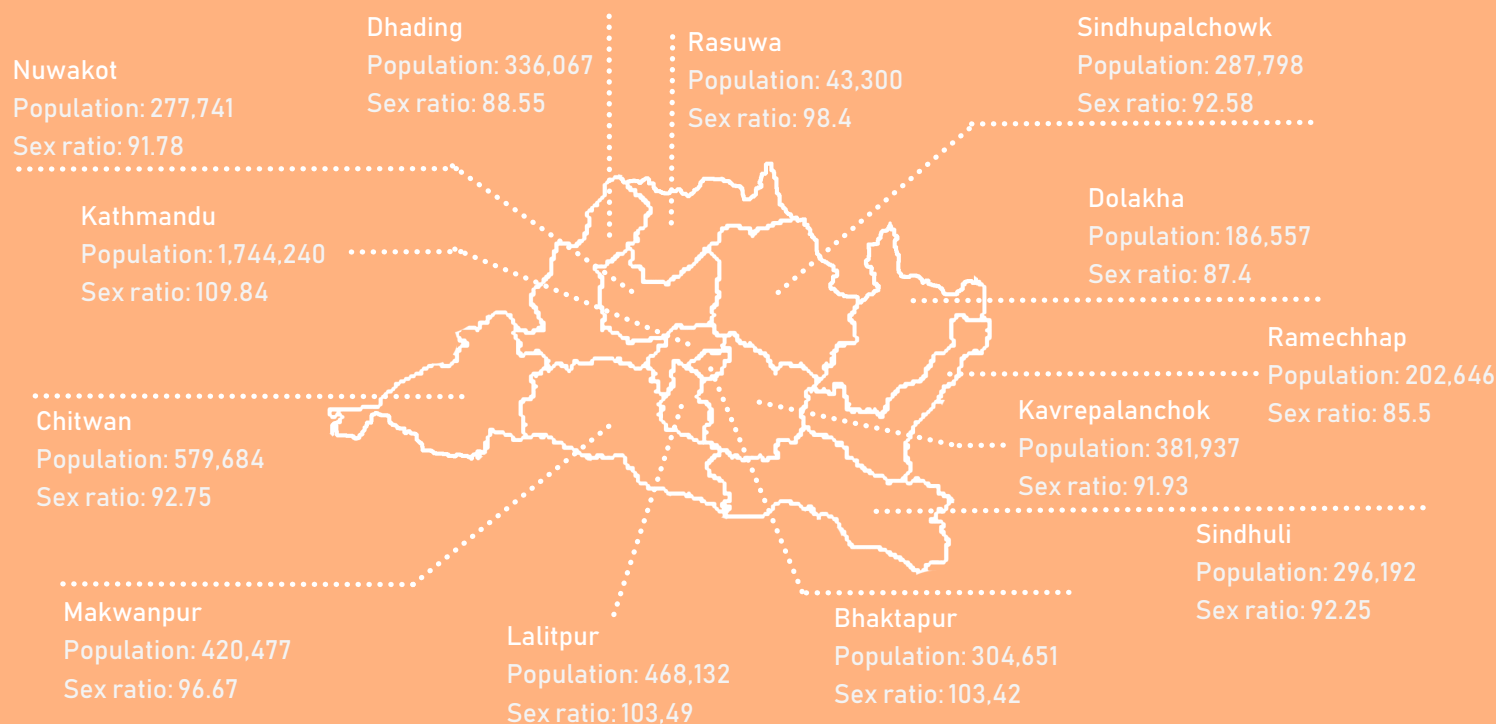
Factsheet on Women

Nepal, Province 3



13 Districts
 33 House of Representative Constituencies
 66 Provincial Constituencies
 119 Local bodies
 1,121 Wards

Source: Ministry of Federal Affairs and General Administration, Election Commission of Nepal



Female headed-households ¹

| District | Female headed-households | % of total population |
|----------------------|--------------------------|-----------------------|
| Sindhuli | 14,148 | 24.6% |
| Ramechhap | 12,323 | 28.1% |
| Dolakha | 15,718 | 34.4% |
| Sindhupalchok | 16,037 | 24% |
| Kavrepalanchok | 17,170 | 21.3% |
| Lalitpur | 26,275 | 23.9% |
| Bhaktapur | 15,231 | 22.2% |
| Kathmandu | 121,287 | 27.8% |
| Nuwakot | 12,612 | 21.3% |
| Rasuwa | 2,199 | 22.5% |
| Dhading | 20,548 | 27.8% |
| Makwanpur | 19,422 | 22.6% |
| Chitwan | 44,638 | 33.7% |
| Total/Average | 337,608 | 25.7% |

% of female population with disability ²

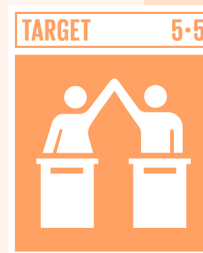
| District | % of female population with disability |
|----------------|--|
| Sindhuli | 1.9% |
| Ramechhap | 1.9% |
| Dolakha | 2.7% |
| Sindhupalchok | 2% |
| Kavrepalanchok | 1.6% |
| Lalitpur | 1% |
| Bhaktapur | 1% |
| Kathmandu | 1% |
| Nuwakot | 1.5% |
| Rasuwa | 2% |
| Dhading | 2% |
| Makwanpur | 1.8% |
| Chitwan | 2% |
| Average | 1.7% |

% of female population aged 5 and above illiterate ³

| District | % of female population aged 5 and above illiterate |
|----------------|--|
| Sindhuli | 44.8% |
| Ramechhap | 42.8% |
| Dolakha | 42.6% |
| Sindhupalchok | 45.1% |
| Kavrepalanchok | 36.2% |
| Lalitpur | 23.2% |
| Bhaktapur | 25.3% |
| Kathmandu | 18.4% |
| Nuwakot | 44% |
| Rasuwa | 50.5% |
| Dhading | 41.8% |
| Makwanpur | 36.8% |
| Chitwan | 27.3% |
| Average | 36.8% |

POLITICAL PARTICIPATION ⁴

At least
2,242
women elected as
ward members,
among whom
1,121 Dalit women,
out of 5,605 ward members⁵



Nepal has set a national target of

42%
women in local bodies by
2030 ⁶



1 woman mayor elected

EMPLOYMENT ⁷

61.5%

of women aged 15–49 are
employed



69.5%

of employed women aged 15–49
earn less than their husband

46.7%

are
employed in
agriculture

4.7%

are employed
in unskilled
manual
occupations

9%

are employed
in skilled
manual
occupations

10.8%

are employed
in
professional/
technical/
managerial
occupations

3.6%

are employed
in clerical
occupations

25%

are
employed in
sales and
services

MIGRATION ⁸



20%

of women aged 15–49
migrated in the past
10 years

82.3% within Nepal

1.9% to India

14.9% to others

BANK ACCOUNT ⁹



51%

of women aged 15–49
use a bank account

⁵These numbers are based on the quota positions and do not include the 62 ward chairs or the 264 women elected to non-quota ward seats.

EDUCATION ¹⁰



23.4%
of women aged 15-49 have no education

5.3% of women aged 15-49 completed primary education
10.7% of women aged 15-49 completed secondary education
26.2% of women aged 15-49 have more than secondary education

ACCESS TO TECHNOLOGY ¹¹



82.7%
of women aged 15-49 own a phone



42%
of women aged 15-49 have ever used internet



Nepal has set a national target of
98%
of women aged 15-24 years using internet by
2030¹²

ACCESS TO MEDIA ¹³

23.2%
of women aged 15-49 access no media in a week



67.1%
of women aged 15-49 watch television once a week



20.5%
of women aged 15-49 read a newspaper once a week



29.4%
of women aged 15-49 listen to the radio once a week

OWNERSHIP OF HOUSE AND LAND ¹⁴




91.1%
of women aged 15-49 do not own a house

7.3% of women 15-49 own a house alone
1.3% of women 15-49 own a house jointly

86.6%
of women aged 15-49 do not own a land

9.5% of women 15-49 own land alone
3% of women 15-49 own land jointly

DECISION MAKING IN PRIVATE SPHERE ¹⁵



SPOUSAL SEPARATION ¹⁶

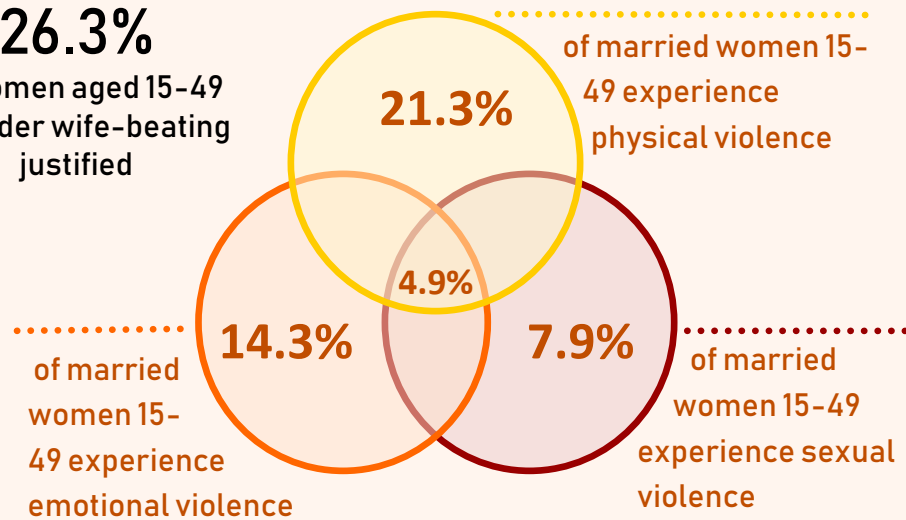


24.7%

of married women have their husband living away

SPOUSAL VIOLENCE ¹⁷

26.3%
of women aged 15-49 consider wife-beating justified



VIOLENCE AGAINST WOMEN ¹⁸



19.6%

of women aged 15-49 have experienced physical violence



7.6%

of women aged 15-49 have experienced sexual violence



60.1%

of women aged 15-49 who have ever experienced violence have never sought help nor told anyone



Nepal has set a national target of

6.5%

of women aged 15-49 experiencing physical/sexual violence by

2030¹⁹

Source: Central Bureau of Statistics, 2012, Nepal Population and Housing Census 2011. : map at page 39-40, ¹page 115-116, ²page 2018-220, ³page 229-231. Ministry of Health and Population, 2017, Nepal Demographic Health Survey 2016, ⁷pages 62-64&312, ⁸pages 30-31, ⁹page 322, ¹⁰page 52, ¹¹page 322 & 60, ¹²page 56, ¹³page 315, ¹⁴page 325, ¹⁵page 51, ¹⁶pages 327&355, ¹⁸pages 348, 349, 351 & 362.

⁴National Planning Commission, 2017, Sustainable Development Goals: Status and Road Map 2016-2030, ⁵page 54, ¹²page 55 and ¹⁹page 53.

Icons: ⁶thenounproject; ⁷theglobalgoals



un.org.np



@UN_Nepal



facebook.com/
UnitedNationsNepal