


Factsheet on Women

Nepal, Province 1



14 Districts
 28 House of Representative Constituencies
 56 Provincial Constituencies
 137 Local bodies
 1,157 Wards

Source: Ministry of Federal Affairs and General Administration, Election Commission of Nepal



Female headed-households ¹

District	Female headed-households	% of total population
Taplejung	7,298	27.5%
Panchthar	11,341	27.5%
Ilam	12,725	19.7%
Jhapa	49,709	26.9%
Morang	54,303	25.4%
Sunsari	42,259	26%
Dhankuta	11,016	29.3%
Terhathum	6,259	28.3%
Sankhuwasabha	9,500	27.4%
Bhojpur	10,796	27.4%
Solukhumbu	5,439	22.9%
Okhaldunga	9,229	28.4%
Khotang	11,371	26.7%
Udayapur	19,272	29%
Total/Average	260,517	26.6%

% of female population with disability ²


District	% of female population with disability
Taplejung	2.5%
Panchthar	2.3%
Ilam	2.3%
Jhapa	1.6%
Morang	1.5%
Sunsari	1.2%
Dhankuta	2.5%
Terhathum	2.3%
Sankhuwasabha	2.2%
Bhojpur	2.2%
Solukhumbu	2.2%
Okhaldunga	2%
Khotang	2.1%
Udayapur	2.1%
Average	2.2%

% of female population aged 5 and above illiterate ³

District	% of female population aged 5 and above illiterate
Taplejung	33.1%
Panchthar	31%
Ilam	25.5%
Jhapa	29.6%
Morang	34.8%
Sunsari	37.4%
Dhankuta	30.5%
Terhathum	30.8%
Sankhuwasabha	34.9%
Bhojpur	36.1%
Solukhumbu	41.2%
Okhaldunga	41.2%
Khotang	35.5%
Udayapur	35.9%
Average	34.1%

POLITICAL PARTICIPATION ⁴

At least
2,314
women elected as
ward members,
among whom
1,157 Dalit women,
out of 5,785 ward members ⁵



Nepal has set a national target of

42%
women in local bodies by
2030 ⁶



EMPLOYMENT ⁷

59.1%
of women aged 15-49 are
employed



73.7%
of employed women aged 15-49
earn less than their husband

72.5%
are
employed in
agriculture

2.5%
are employed
in unskilled
manual
occupations

4.2%
are employed
in skilled
manual
occupations

5.3%
are employed
in
professional/
technical/
managerial
occupations

2.8%
are employed
in clerical
occupations

12.4%
are
employed in
sales and
services

MIGRATION ⁸



20.4%
of women aged 15-49
migrated in the past
10 years

84.4% within Nepal
6.8% to India
8.6% to others

BANK ACCOUNT ⁹



43%
of women aged 15-49
use a bank account

⁵These numbers are based on the quota positions and do not include the 62 ward chairs or the 264 women elected to non-quota ward seats.

EDUCATION ¹⁰



25.6%
of women aged 15-49 have no education

- 6.3% of women aged 15-49 completed primary education
- 12.4% of women aged 15-49 completed secondary education
- 14.6% of women aged 15-49 have more than secondary education

ACCESS TO TECHNOLOGY ¹¹



73.1%
of women aged 15-49 own a phone



26%
of women aged 15-49 have ever used internet



Nepal has set a national target of **98%** of women aged 15-24 years using internet by **2030¹²**

ACCESS TO MEDIA ¹³

32.6%

of women aged 15-49 access no media in a week



53.2%
of women aged 15-49 watch television once a week



9.8%
of women aged 15-49 read a newspaper once a week



32.1%
of women aged 15-49 listen to the radio once a week

OWNERSHIP OF HOUSE AND LAND ¹⁴



88.8%
of women aged 15-49 do not own a house

9.3% of women 15-49 own a house alone
1.1% of women 15-49 own a house jointly

86.2%
of women aged 15-49 do not own a land

12.9% of women 15-49 own land alone
0.5% of women 15-49 own land jointly

DECISION MAKING IN PRIVATE SPHERE¹⁵

67.8%

of women aged 15-49 decide on their own health care alone or jointly

59.6%

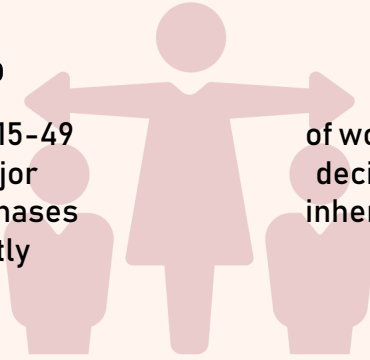
of women aged 15-49 decide on major household purchases alone or jointly

77.2%

of women aged 15-49 decide on the use of inherited asset alone or jointly

70.7%

of women aged 15-49 decide on the education of their children alone or jointly



SPOUSAL SEPARATION¹⁶



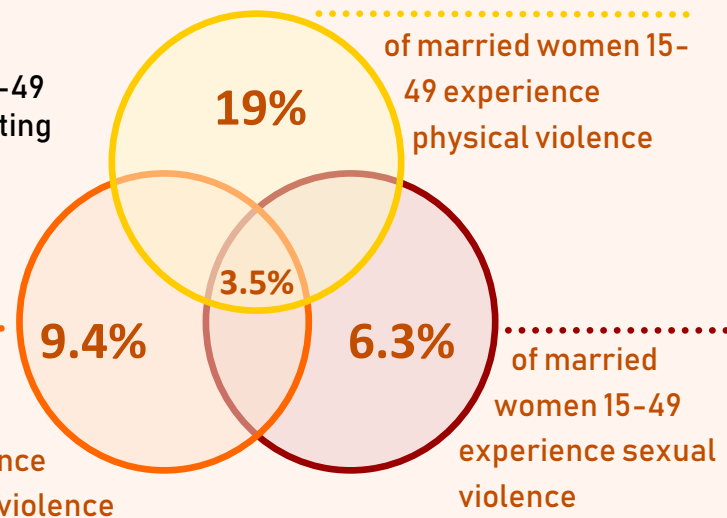
32.5%

of married women have their husband living away

SPOUSAL VIOLENCE¹⁷

27.5%

of women aged 15-49 consider wife-beating justified



VIOLENCE AGAINST WOMEN¹⁸



18.9%

of women aged 15-49 have experienced physical violence



6.3%

of women aged 15-49 have experienced sexual violence



58.4%

of women aged 15-49 who have ever experienced violence have never sought help nor told anyone



Nepal has set a national target of

6.5%

of women aged 15-49 experiencing physical/sexual violence by

2030¹⁹

Source: Central Bureau of Statistics, 2012, Nepal Population and Housing Census 2011, : map at page 39, ¹page 113-114, ²page 215-216, ³page 228-229.

Ministry of Health and Population, 2017, Nepal Demographic Health Survey 2016, ⁷pages 62-64&312, ⁸pages 30-31, ⁹page 322, ¹⁰page 52, ¹¹page 322 & 40, ¹²page 56, ¹³page 315, ¹⁴page 325, ¹⁵page 51, ¹⁶pages 327&355, ¹⁸pages 348, 349, 351 & 362.

⁴National Planning Commission, 2017, Sustainable Development Goals: Status and Road Map 2016-2030, ⁶page 54, ¹²page 55 and ¹⁹page 53.

Icons: @thenounproject; @theglobalgoals



un.org.np



@UN_Nepal



facebook.com/
UnitedNationsNepal